

Tourism Economic Impact



176 billion

Contribution of the tourism sector to the Spanish economy



14.6%

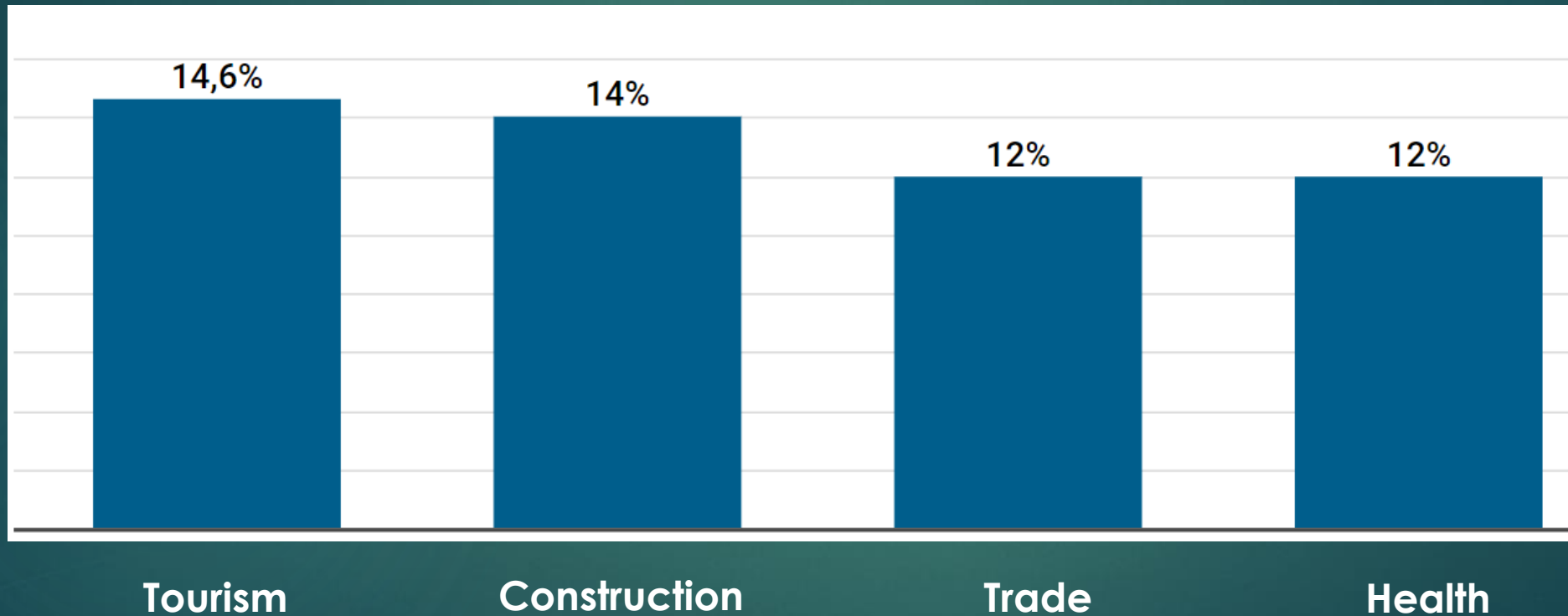
Tourism contribution to Spain's GDP



2.8 million Jobs linked to the tourism sector in Spain, which represents 14.7% of employment

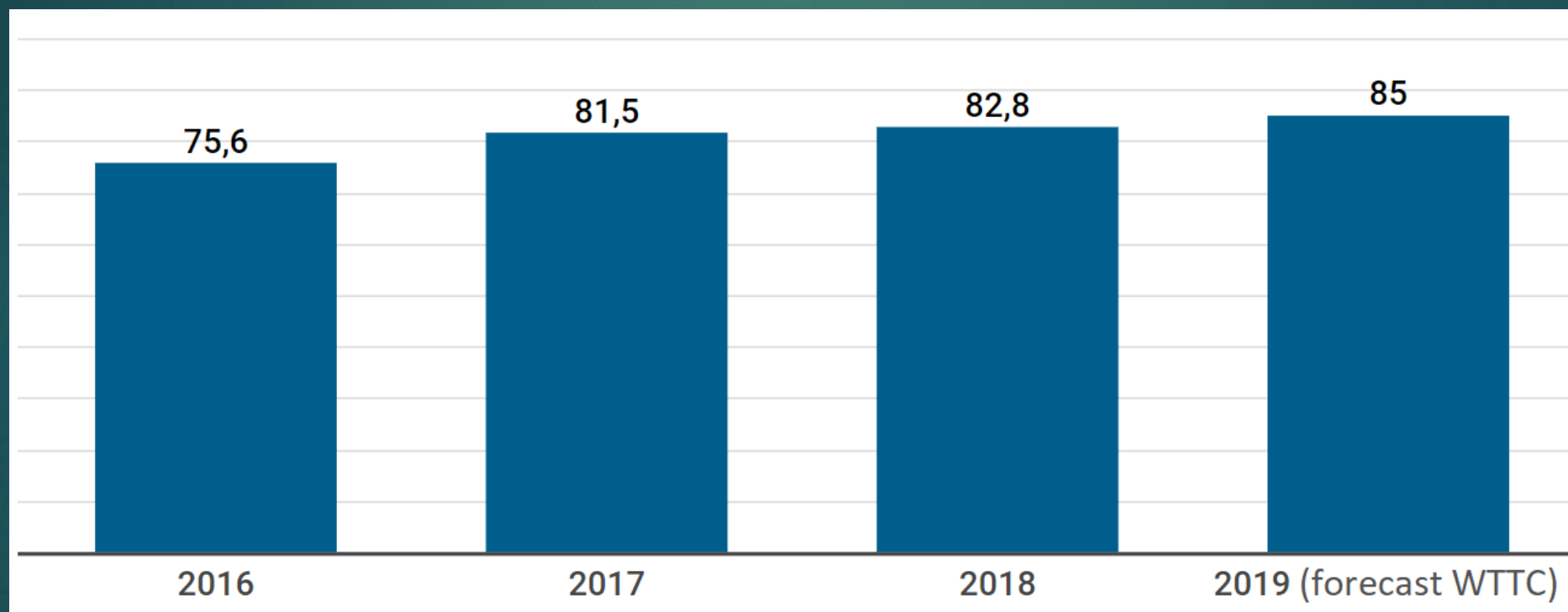
Tourism, number 1 sector of the Spanish economy

Contribution to GDP



Arrivals of foreign tourists

Millions





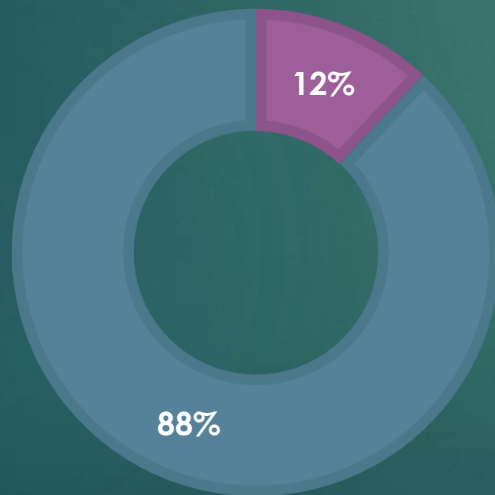
16.6% of exports

The tourist expenditure made by foreign trips in Spain totaled 68,400 million euros, which would be equivalent to 16.6% of the exports of the Spanish economy

Tourist expenditure made in Spain

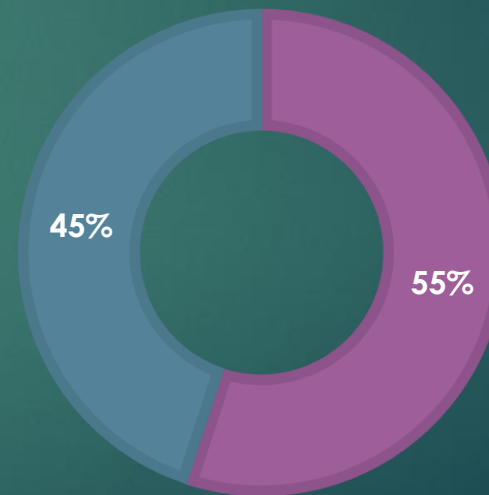
PERCENTAGE

■ Business trips ■ Leisure travel




PERCENTAGE

■ International ■ Domestic



Tourism supply

Hotels



16,943
Number
of Hotels



1,856,265
Number of
hotel beds



**3.61 days average
stay**

Tourism supply

Tourist apartments



161,280
Number of
Tourist
apartments



629,370
Number of
beds



6.31 days average stay

Tourism supply

Rural tourism



18,285
Number of Rural
accommodations



179,171
Number of beds



3.66 days average stay

Tourism supply

Campings



1,199
Number of
Campings



764,645
Number of
places



5.25 days average stay

Touristic Infrastructure in 'Castilla-La Mancha'



Tourism Economic Impact



23.7 million visitors:

- 11.1 million excursionists (47%)
- 12.6 million tourists (53%)



7.5%

Tourism contribution to C-LM's GDP

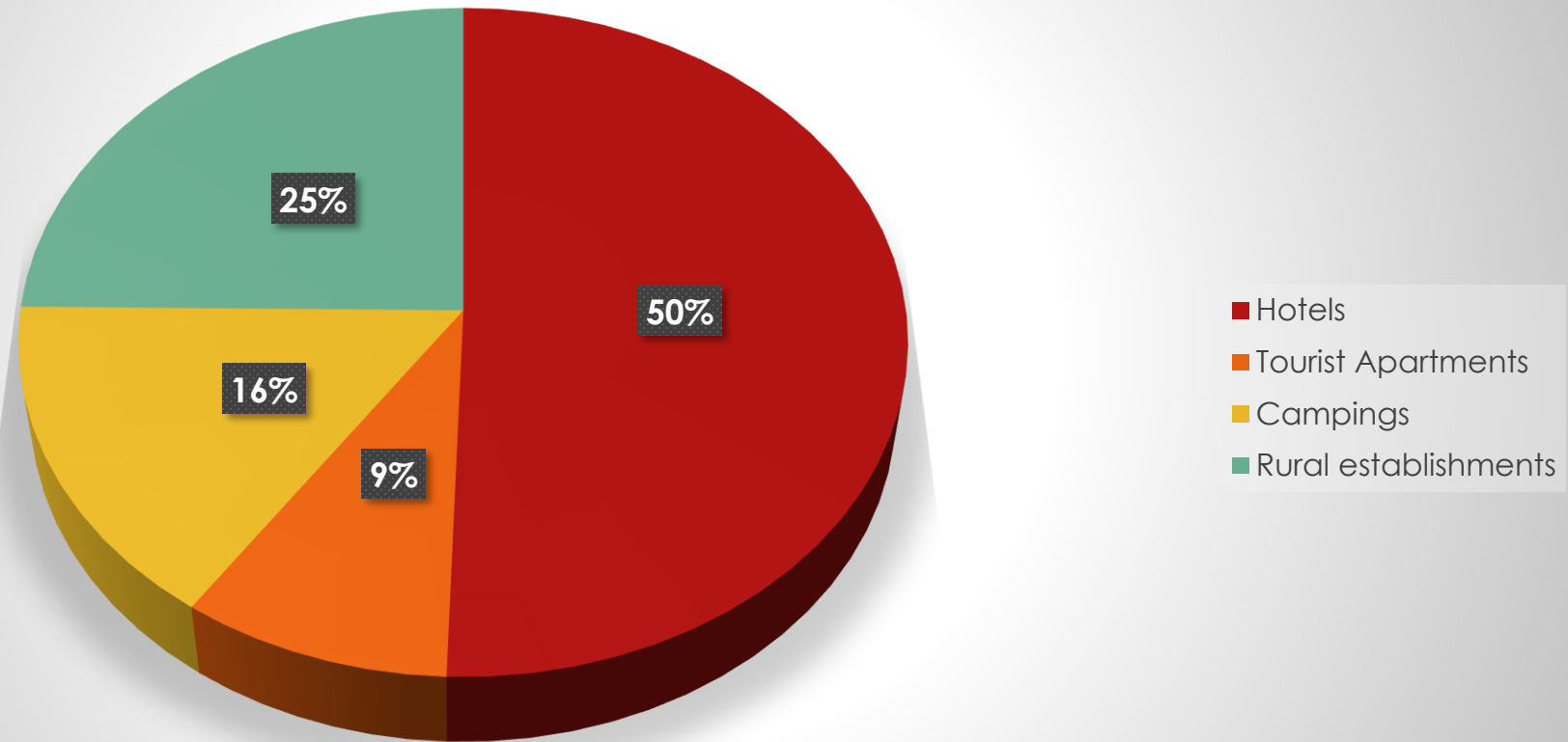


9% Direct employment

46,265 Jobs linked to tourism Sector.

Distribution of regulated accommodation places in Castilla-La Mancha

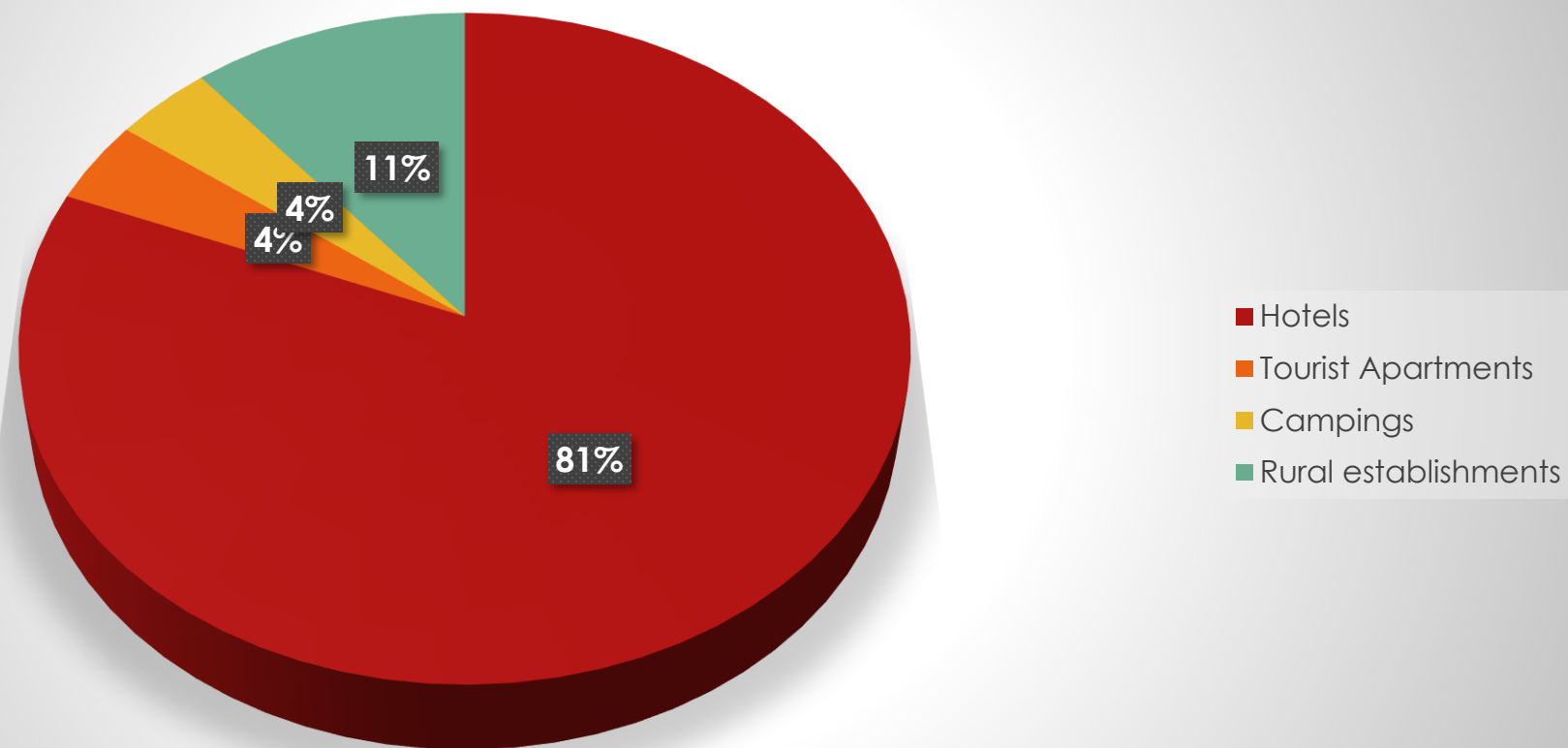
% distribution



Tourism supply

Accommodation

% occupation 2019



Number of Tourist accommodation

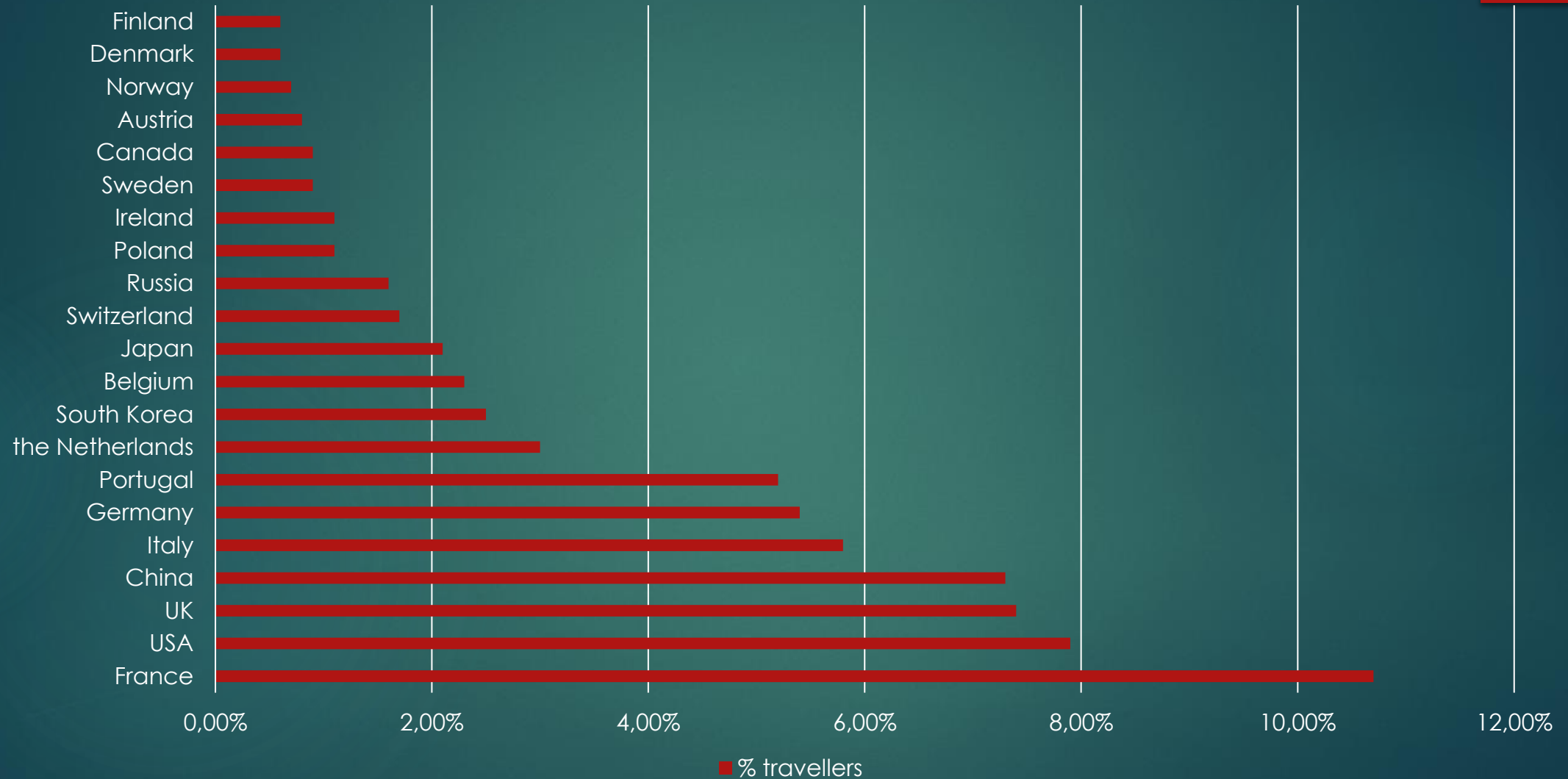
	2014	2015	2016	2017	2018	2019	Increase 2019/2014
Hotels	905	926	936	941	951	962	6.3%
Rural accommodation	1,775	1,863	1,950	2,063	2,184	2,324	30.9%
Campings	32	32	32	32	34	35	9.4%
Tourist Apartments	437	481	545	615	670	682	56.1%
Holiday tourist homes	32	32	32	34	99	652	1937.5%
TOTAL	3,181	3,334	3,495	3,685	3,938	4,655	46.3%

Other tourism supply

	2014	2015	2016	2017	2018	2019	Increase 2019/2014
Restaurants, Cafés and Bars	15,857	16,116	16,348	16,610	16,809	16,933	6.8%
Travel agencies	396	419	456	456	484	506	35.1%
Adventure tourism companies	172	183	198	211	266	242	40.7%
TOTAL	16,425	16,718	17,002	17,305	17,541	17,710	7.8%

ROET-JCCM.

International travellers in Castilla-La Mancha



Types of tourism

Cultural

90.6%

Nature

59%

Gastronomic

49.5%

Events

12.3%

Enotourism

7.9%

Types of tourism

Shopping
7.3%

Astro
3.1%

Business
1.8%

Languages
1.6%

Film
1.4%

Tourism supply

Hotels



739
Number of
Hotels



32,400
Number of
hotel beds



1.73 days average stay



3,051
Number of
employees

Tourism supply

Tourist apartments



1,446
Number of
Tourist
apartments



5,765
Number of
beds



3.68 days average stay



510
Number of
employees

Tourism supply

Rural tourism



1,676
Number of
Rural
establishments



14,402
Number of beds



2.90 days average stay



2,271
Number of employees

Tourism supply

Campings



31
Campings



12,078
Number of
places



5.25 days average stay



213
Number of
employees

Touristic Infrastructure in Toledo



Tourism data



1.6 million overnight stay.

Toledo is the province with the highest volumen of overnight stays in C-LM



More than 200,000 non-resident travellers staying in hotels.

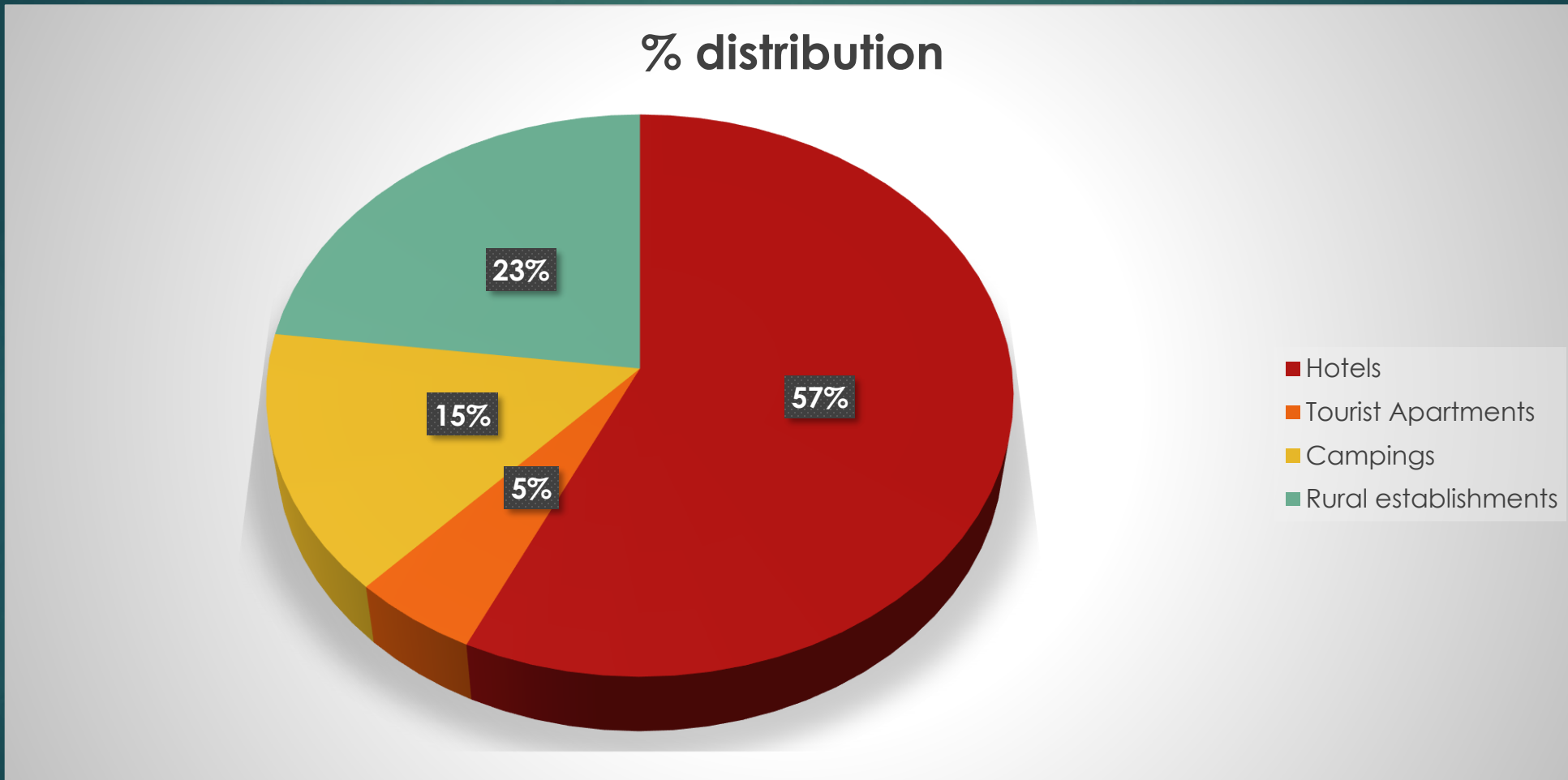
49.3% of the total foreign demand in C-LM.



Toledo city hotels accommodated 600,000 travellers.

26.7% of the total number of tourists in C-LM.

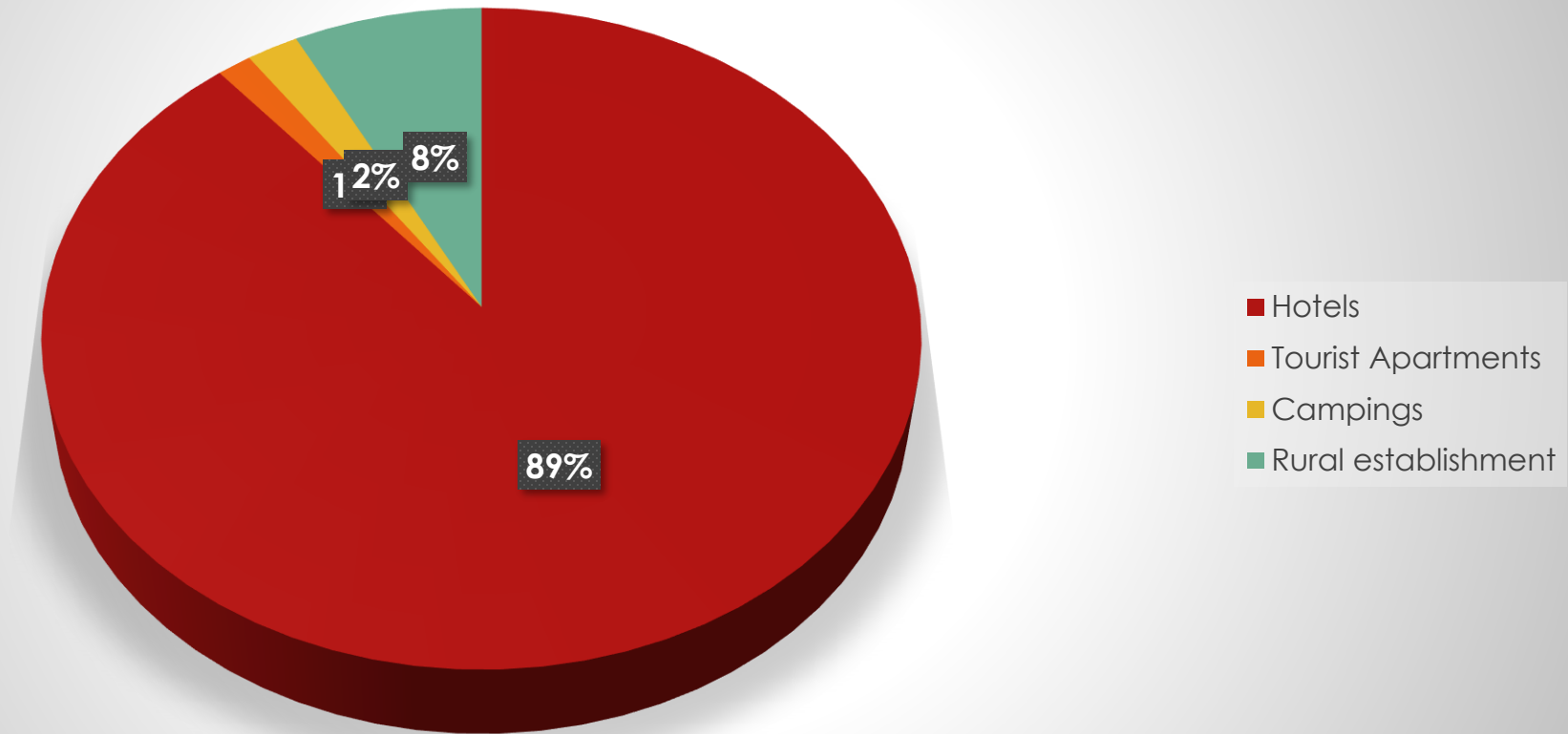
Distribution of regulated accommodation places in Toledo



Tourism supply

Accommodation

% occupation 2018



Number of Tourist accommodation

	2014	2015	2016	2017	2018	2019	Increase 2019/2014
Hotels	226	230	231	231	233	238	5.3%
Rural accommodation	214	233	252	281	327	356	66.4%
Campings	6	6	6	6	7	7	16.7%
Tourist Apartments	24	25	28	34	41	45	87.5%
Holiday tourist homes	0	0	0	0	23	398	-
TOTAL	470	494	517	552	631	1,044	54.98%

Other tourism supply

	2014	2015	2016	2017	2018	2019	Increase 2019/2014
Restaurants, Cafés and Bars	6,087	6,124	6,192	6,302	6,389	6,419	5.5%
Travel agencies	143	148	157	163	170	181	26.6%
Adventure tourism companies	16	18	20	21	24	23	62.5%
TOTAL	6,246	6,290	6,369	6,486	6,483	6,623	5.69%

ROET-JCCM.

Types of tourism in Toledo

Cultural
95.5%

Nature
40.2%

Gastronomic
48.3%

Events
9.5%

Enotourism
6.4%

Types of tourism in Toledo

Shopping
10.1%

Astro
1.7%

Business
2.5%

Languages
2.5%

Film
1.7%

Sources:

https://www.hosteltur.com/130893_el-turismo-el-sector-que-mas-riqueza-aporta-a-la-economia-espanola.html

https://cadenaser.com/emisora/2020/05/01/ser_toledo/1588355507_364342.html

<https://www.ine.es/infografias/turismo/desktop/oferta.html?lang=es>

<http://www.turismocastillalamancha.es/PLAN-ESTRATEGICO-TURISMO-CASTILLA-LA-MANCHA-2020-2023.pdf>